

How to sort and take out recyclables and waste

Basic rules for disposal of recyclables and waste




- Please take out recyclables and waste by 8.30am.
- Items longer than 30 cm on any side are classified as 'oversized waste'.
You can put it in the appropriate garbage bag and take it to the collection point if you cut it yourself into pieces no longer than 30 cm.
- Do not take out on days other than the collection day or after collection.

Type of Waste

How to take out waste

Burnable waste

3 times a week, ()day, ()day, ()day,
※ Collected even on public holidays


- ◆ Kitchen waste: food skins and bones, leftovers, eggshells, shells, refrigerants, solid oil, etc. 
- ◆ Paper and fabrics: diapers, receipts, paper cartons (less than 1000 ml), boxes of detergent, underwear, socks, stuffed animals, rubber gloves, etc. 
- ◆ Leather goods: bags, shoes, sandals, belts, slippers, etc. 
- ◆ Wooden products: building blocks, pencils, disposable chopsticks, etc.
- ◆ Plants and trees : See Exceptions ②, ③ below

- ◆ Use pink waste bags designated by Yotukaido City
- ◇ To reduce the amount of food waste, please help us with the following two points.
 - ① Reduce food losses.
 - ② Completely drain kitchen waste
- ◆ Recyclable paper such as empty boxes of snacks and other items should be disposed of as resources.




Burnable waste that you can dispose of using other than designated waste bags(pink)


Exception ①

- Paper diapers (excluding for pets).
You can also use see-through bags (50 liters or less). 
- ※ Flush the droppings of the diaper in the toilet.
 - ※ For hygiene reasons, using a double layered bag is recommended.

Exception ②

- Grass, leaves, twigs, and stems.
You can also use see-through bags (50 liters or less). 


Exception ③

- Pruned branches, etc. 
Cut pruned branches etc. to less than 5 cm thick and 50 cm long and bundle them to the diameter of 30cm or less and tie them with cord.
※ Branches between 6 cm and 15 cm thick and between 51 cm and 150 cm long are 'oversized waste'.
※ Remove leaves from the pruned branches







Plastics and vinyl


Once a week on () day of the week
※ Collected even on public holidays

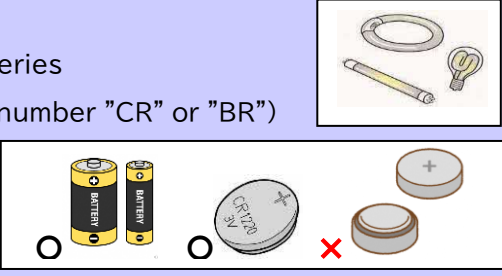
- ◆ Plastic bags: snack bags, plastic shopping bags, etc.
 - ◆ Packages: egg cartons, packages for natto, dessert cups, etc.
 - ◆ Containers: lunchbox containers, instant food containers, detergent containers, etc.
 - ◆ Others: Styrofoam, cushioning materials, food trays, food wraps, films, vinyl gloves, caps and labels for containers, etc.
 - ◆ Plastic products: tooth brushes, straws, combs, buckets, Tupper wears, hangers, etc.
- ※From October 2024, some of the plastic products will be collected as "plastics and vinyls".

- ◇ Use clear or translucent plastic bags. ※Don't use any designated waste bags including former yellow ones and from other cities.
- ◇ Plastics can be recycled. For better recycling quality, rinse plastic items to remove dirt before disposing. ※If the item is still very dirty after rinsing with water, dispose of it as burnable waste.
- ◇ Items with  sign on.
 - ※ Some products do not have this mark.
- ◇ Products that can be recycled as plastic are limited to those from plastic and do not contain metals, dry batteries, or rechargeable batteries.







Recyclable items		Once a week on () day of the week ※ Collected even on public holidays											
<p>◆ Bottles: bottles for foods, drinks and seasonings. (Liquor, jam, juice, nutritional drinks, baby food, cooking oil, vinegar, Chinese seasonings, etc.).</p> 	<p>◆ Rinse the inside and place cans and bottles in an installed container at your designated collection point.</p> <p>◇ Crush cans as much as possible.</p> <p>◇ Bottles of pharmaceuticals, cosmetics, sprays, paints, mosquito coil cans, etc. are 'unburnable waste'.</p> <p>◇ Large bottles, cans of 18L or more, drum cans, etc. are 'oversized waste'.</p>	<table border="1"> <tr> <td>Types of recyclables</td> <td>Container color</td> </tr> <tr> <td>Colorless bottles</td> <td>White</td> </tr> <tr> <td>Brown bottles</td> <td>brown</td> </tr> <tr> <td>Green/Blue bottles</td> <td>blue</td> </tr> <tr> <td>Steel/Aluminum cans</td> <td>yellow</td> </tr> </table>	Types of recyclables	Container color	Colorless bottles	White	Brown bottles	brown	Green/Blue bottles	blue	Steel/Aluminum cans	yellow	
Types of recyclables	Container color												
Colorless bottles	White												
Brown bottles	brown												
Green/Blue bottles	blue												
Steel/Aluminum cans	yellow												
<p>◆ Cans(steel cans, aluminum cans) Cans for foods and drinks (Tea, juice, liquor, sweets, coffee beans, powdered milk, fruit, etc.) Pet food, metal caps of bottles, etc.</p> 													
<p>◆ PET bottles: those marked 'PET1'</p> 	<p>◆ Rinse the inside and place into the orange net bag at your designated collection point</p> <p>◇ Remove the caps and labels from pet bottles and squash them as flat as possible before disposing. <u>The caps and labels are 'plastics and vinyl'.</u></p>												
<p>◆ Used paper for recycling: newspapers (newspapers, inserted flyers, etc.) :Magazines (books, catalogues, weekly magazines, copy paper, cardboard, etc.) :Corrugated board (corrugated board with core) : Paper cartons (for food or drink, e.g. milk, 1000 mL). :Miscellaneous paper (snack boxes, paper bags, wrapping paper, notepaper. Calendars ※excluding fittings, toilet paper cores, etc.)</p>	<p>◆ <u>Sort the items by type and tie them together with string both crosswise and lengthwise.</u></p> <p>Small miscellaneous papers should be directly put into <u>'the green mesh bag'</u> at your collection point</p> <p>◇ Paper cartons less than 1,000 mL and waterproof are 'burnable waste'.</p> <p>◇ Underwear, mats (30 cm or less on any side), old cloth (cotton or vinyl) are not fabrics but 'burnable waste'.</p> <p>◇ Carpets, mats (30 cm or more on any side), lace curtains, bedding (e.g. blankets) are not fabrics but 'oversized waste'.</p> <p>◇ Do not put out papers and fabrics on rainy days in order to maintain the quality for recyclables.</p>												
<p>◆ Fabrics: old clothes, sweaters, bed sheets, towels</p>													
<p>◆Used cooking oil: corn oil, sesame oil, rice oil, rapeseed oil, sunflower oil, salad oil, etc.</p> 	<p>◇ Dispose of used cooking oil according to the following procedure.</p> <p>(1) Cool the oil and remove the residues from it</p> <p>(2) Transfer it to a plastic bottle of visible inside and close the lid</p> <p>(3) Put it in a blue container in upright position.</p> <p>◆ Animal oil such as butter, margarine, lard, etc. and machine oil such as engine oil are unable to be collected.</p> <p>◇ Only used cooking oil or expired cooking oil is collected.</p>												

Unburnable waste		Once a month on the (1,2,3,4) ()day ※ Collected even on public holidays	
<p>◆ Glasses and ceramics: tea bowls, plates, cups, flowerpots, flower vases, mirrors, cosmetic bottles, ashtrays, etc.</p> <p>◆ Small electrical goods: irons, flashlights, cameras, etc.</p> <p>◆ Household goods: CDs and DVDs (including cases), kitchen knives, razors, Tupperware, disposable lighters, etc.</p> <p>◆ Cassette gas cylinders: cassette gas cylinders, spray cans, etc.</p> <p>◆ Stationery: compasses, rulers, ball-point pens, etc.</p> <p>◆ Others: toys, aluminum foil, incandescent and LED bulbs, etc. ◆ Items that can be taken out even if they are over 30 cm long on any side: umbrellas, one-handed pans, frying pans, iron hangers, etc.</p>	<p>◆ Use designated orange waste bags.</p> <p>◇ Wrap dangerous items such as knives or broken glass in paper or similar.</p> <p>◇ Use up cassette gas cylinders and spray cans. Make a hole in the cylinder and release the gas before taking it out.</p> <p>◇ Please use up the contents of lighters before taking them out.</p>		
Exception: Non-burnable waste that can be disposed of without using designated garbage bags			
<p>◆Products with non-removable rechargeable batteries(e.g.smatphones, handheld fans, e-cigarettes)→To prevent mixing with other non-burnable waste, place them in a transparent bag. Write "rechargeable battery" on the bag, or attach a piece of paper labeled "rechargeable battery".</p>	<p>◆About video tapes: Please place them in a clear or semi-transparent bag before disposal.</p>		

Hazardous waste	Once a month on ()day
<ul style="list-style-type: none"> ◆ Dry cell batteries ◆ Coin-type lithium batteries (only those with model number "CR" or "BR") ◆ Fluorescent tubes ◆ Products using mercury (thermometers, blood pressure monitors, etc.) 	<ul style="list-style-type: none"> ◆ Place in special containers (red cans) at your hazardous waste collection point. Check the website of Yotsukaido City or contact the Clean Center about hazardous waste collection points. ◆ Bring button batteries, small rechargeable batteries, etc. to collection cooperating stores.
Small rechargeable batteries	
<ul style="list-style-type: none"> ◆ Lithium-ion batteries, mobile batteries/power banks, vacuum cleaner batteries 	<ul style="list-style-type: none"> ◆ Cover the terminals with clear tape, place them in a transparent bag, and then put them in to the designated collection container. Write "rechargeable battery" on the bag, or attach a piece of paper labeled "rechargeable battery".

Oversized waste	Bring to the Clean Center or Door-to-door collection
<ul style="list-style-type: none"> ◆ Appliances: vacuum cleaners, microwave ovens, heaters, fans, stereos, gas ranges, humidifiers, air purifiers, etc. ◆ Furniture and bedding: chairs, clothing cases, sideboards, desks, carpets, sofas, chests of drawers, cupboards, etc. ◆ Others: unicycles, cooler boxes, golf equipment, ski equipment, bicycles (excluding batteries), tires, Tatami mats, motorbikes (up to 50 cc), strollers, etc. 	<ul style="list-style-type: none"> ◆ Bring the waste directly to the Clean Center (Waste Management Plant) by car etc. [Fee: 200 yen per 10 kg.] Direct bring-in reception hours Monday – Friday 9am-11.30am 1pm-4pm Saturday 9am-11.30am ※ Closed on Sundays, public holidays, and the New Year's Holiday. ※ Show your ID when bringing in. ※ Bed mattresses with coil spring and automobile tires are charged in different ways ◆ Apply for pick-up to the Clean Center (Waste Management Plant). [Pick-up fee is determined by each item, not by weight] Call and ask for pick-up by phone ☎ 043-432-8527 Phone reception hours Monday - Friday 9am – 16:30pm *Except on public holidays and the New Year's Holiday ◆ Don't take out oversized waste to the collection point. ◆ Unable to be accepted: Major household appliances such as refrigerators, washing machines, televisions and air conditioners. [Refer to "Items subject to the Home Appliance Recycling Law (charged)"]

Collection days by area		Monday	Tuesday	Wednesday	Thursday	Friday	Saturday
A Area		Burnable	Plastic Vinyl	Burnable	Recyclable	Burnable	【1st】 Unburnable
		【2nd, (4th)] Hazardous					
B Area		Burnable	Recyclable	Burnable	Plastic Vinyl	Burnable	【2nd】 Unburnable
		【2nd, (4th)] Hazardous					
C Area		【3rd】 Unburnable	Burnable	Plastic Vinyl	Burnable	Recyclable	Burnable
		【1st, (3rd)] Hazardous					
D Area		【4th】 Unburnable	Burnable	Recyclable	Burnable	Plastic Vinyl	Burnable
		【1st, (3rd)] Hazardous					
Points to note		<p>Check the signboards (A,B,C,D) at the waste collection points to see the type of waste and collection days.</p> <p>※In case the collection day for hazardous waste is a public holiday, the day indicated in parentheses () is the collection day. (e.g. [1st (3rd) Monday] ⇒ When the 1st Monday is a public holiday, the 3rd Monday is the collection day).</p> <p>※Non-hazardous waste (burnable waste, plastic and vinyl waste, unburnable waste and recyclables) is collected even on public holidays. Excluding the New Year's Holiday.</p>					

Unacceptable by Yotsukaido city

Items defined by the Home Appliance Recycling Law (chargeable)

The Home Appliance Recycling Law is designed to dispose of discarded home appliances properly and promote recycling

Items

Refrigerators and freezers, washing machines, clothes dryers, televisions, and air conditioners

◇ When buying (or replacing) an item

Ask the store where you buy(replace) the item.

Please buy a recycling ticket and complete the collection procedure at the store where you bought (or replaced) the item.

◇ When **not buying (or replacing) an item**

Please buy a recycling ticket at a post office and bring it to a 'designated pick-up point' in person or ask Licensed General Waste Management Operators to collect the item.

designated pick-up point

licensed General Waste Management Operators

RIVER Corporation Chiba Office 210 Roppo-cho, Inage Ward, Chiba City ☎ 043-423-114	Nippon Express Co. Chiba East Branch 1-8-7, Oosaku, Sakura City ☎ 043-498-085	Asahi Recycle Ltd. ☎ 043-421-376	Kankyo Service Co. ☎ 043-423-8272	Kyodo Recycle Co. ☎043-422-9643	Yotsukaido Kigyo Co. ☎ 043-423-0399
---	---	-------------------------------------	--------------------------------------	---------------------------------------	---

※ For information on fees, please contact "Association for Electric Home Appliances" via its website or by telephone.

(☎ 0120-319-640)

※Collections by 'Licensed General Waste Management Operators' are chargeable. (Fees vary by the company.)

Industrial Waste

All waste generated by businesses, such as restaurants and offices, **must be 'self-disposed'** in compliance with the waste Management and Public Cleansing Act and municipal regulations.

※For example, waste materials resulting from your home renovation must be disposed of by the renovation contractor .

Contact for enquiries

Yotsukaido City
Environmental and Economy Affairs
Department
Clean Center
☎043-432-8527

about

- Sorting waste
- Collecting oversized waste
- Waste discarded at the collection point
- Illegal waste dumping

Yotsukaido City
Environmental and Economy Affairs
Department
Waste management Division
☎043-421-6132

About

- Reducing waste and recycling
- Illegal waste dumping
- Household waste disposal fee system